

Veggie lasagne

Cuisine: **Italian**
Food category: **Vegetarian dishes**



Author: Jaroslav Mikoška

Company: Retigo





Program steps


Preheating:


180 °C


1


 Hot air


 25 %

 Termination by time

 00:10 hh:mm


 180 °C


 100 %





2


take out the GN container and complete the lasagne together, before you start the second step


 Hot air


 100 %

 Termination by time

 00:40 hh:mm

 160 °C

 80 %



Ingredients - number of portions - 6		
Name	Value	Unit
yellow peppers cut into 2cm chunks	2	pcs
courgettes quartered lengthways and cut into roughly 2cm chunks	300	g
large sweet potato, peeled and cut into roughly 2cm chunks	1	pcs
olive oil	15	ml
large onion finely chopped	1	pcs
chilli fresh finely chopped	1	pcs
garlic cloves crushed	2	pcs
chopped tomatoes tin	800	g
dried oregano	10	g
vegetable stock	200	ml
spinach leaves young	100	g
lasagne sheets	10	pcs
salt	10	g
ground pepper	5	g
plain flour	75	g
butter	75	g
milk	750	g
cheddar grated	125	g
parmesan grated	75	g

Directions

Preheat the Retigo combi oven to 180C. Put the peppers, courgette and sweet potato into a large baking tray. Drizzle with 2 tablespoons of the oil, season with salt and pepper and toss together.

Roast for 10 minutes, or until softened and lightly browned.

While the vegetables are roasting, heat the remaining oil in a large saucepan and gently fry the onion for 5 minutes, stirring regularly.

Add the chilli and garlic and cook for a few seconds more.

Stir in the tomatoes, dried oregano and vegetable stock and bring to a gentle simmer. Cook for 10 minutes, stirring regularly. Set aside.


For the cheese sauce, put the flour, butter and milk in a large saucepan and place over a medium heat. Whisk constantly with a large metal whisk until the sauce is thickened and smooth. (Use a silicone covered whisk if cooking in a non-stick pan.) Stir in roughly two-thirds of the cheeses and season to taste.

Take the vegetables out of the oven and add to the pan with the tomato sauce. Stir in the spinach and cook together for 3 minutes. Season with salt and lots of ground black pepper.

Spoon a third of the vegetable mixture over the base of GN container and cover with a single layer of lasagne. Top with another third of the vegetable mixture (don't worry if it

doesn't cover evenly) and a second layer of lasagne.
Pour over just under half of the cheese sauce and very gently top with the remaining vegetable mixture. Finish with a final layer of lasagne and the rest of the cheese sauce. Sprinkle the reserved cheese over the top.
Bake for 40 minutes at the temperature of 160C, or until the pasta has softened and the topping is golden brown and bubbling. Stand for 5 minutes before cutting to allow the filling to settle.

Recommended accessories



GN container Stainless
steel full