

Lemon drizzle traybake

Cuisine: English
Food category: Desserts



Author: Jaroslav Mikoška


Company: Retigo




Program steps


Preheating: 180 °C

1


 Hot air

 100 %

 Termination by time

 00:25 hh:mm

 160 °C

 100 %



Ingredients - number of portions - 16		
Name	Value	Unit
butter	230	g
caster sugar	200	g
self-raising flour	280	g
baking powder	10	g
eggs	4	g
milk	60	ml
unwaxed lemons, finely grated zest only	2	pcs
granulated sugar	170	g
lemon, juice only	2	pcs

Directions

Preheat the Retigo combi oven to 160C. Grease an enameled GN container with butter and line the base with baking paper.

Measure all the ingredients into a large bowl and beat for 2 minutes, or until well blended. Turn the mixture into the prepared tin and level the top.


Bake for 25 minutes, until the cake has shrunk a little from the sides and springs back when lightly touched with a fingertip in the centre of the cake.

Meanwhile, make the glaze. Mix the sugar with the lemon juice and stir to a runny consistency.

Leave the cake to cool for 5 minutes in the GN container, then lift out, with the lining paper still attached, and place on wire rack set over a tray.

Brush the glaze all over the surface of the warm cake and leave to set. Remove the lining paper and cut into slices to serve.

Recommended accessories



Enameled GN container